

UCM

BALL VALVES AND ACTUATORS E-CATALOG

CONTENTS

INTRODUCTION	3
MODEL SYSTEM	3 - 5
FLOATING TYPE SOFT SEATED BALL VALVE	6 - 8
CAST STEEL TRUNNION MOUNTED BALL VALVE	8 - 10
FORGED STEEL TRUNNION MOUNTED BALL VALVE	11 - 12
STEAM JACKETED SOFT SEATED BALL VALVE	13
THREE WAY BALL VALVE	14 - 15
FLOATING TYPE METAL SEATED BALL VALVE	16
TRUNNION TYPE METAL SEATED BALL VALVE	17
PNEUMATIC BALL VALVE	18

Introduction

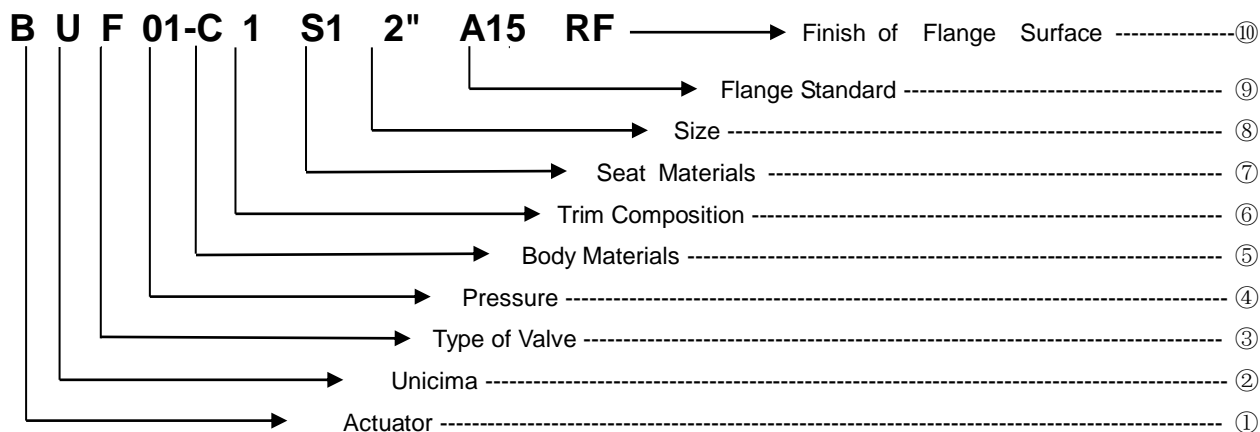
UCM is the specialist of industry ball valve, offered from Japan to the worldwide market, such as “Oil & Gas”, “Petrochemical”, “Chemical”, “Pulp and Paper”,

Based on the year’s experience of UCM’s staff serving valve sectors, UCM can offer high quality ball valves to the various industry fields. UCM can also offer completely automated and customized valve packages for severe service applications.

The products range cover:

- *Soft Seated Floating Ball Valve*
- *Soft seated TRUNNION mounted ball valve*
- *3-way ball valve*
- *Jacket ball valve*
- *Metal seated ball valve*
- *Pneumatic actuator*

UCM Ball Valve Model System



① Actuator

- 1) B : Non actuator
- 2) —: Gear operation mode XI、XII
- 3) —: Lever (no code)
- 4) —: Actuator mode

②+③+④Valve Model

Model	Type and Pressure	Size	Model	Type and Pressure	Size
UF01	Floating ball valve Class150	1/2"~8"	UF03	Floating ball valve Class300	1/2"~8"
UT01	Trunnion ball valve Class150	2"~36"	UT03	Trunnion ball valve Class300	2"~36"
UF06	Floating ball valve Class600	1/2"~1-1/2"	UT06	Trunnion ball valve Class600	2"~36"
UF09	Floating ball valve Class900	1/2"~1"	UT09	Trunnion ball valve Class900	1-1/2"~20"
UF15	Floating ball valve Class1500	1/2"~1"	UT15	Trunnion ball valve Class1500	1-1/2"~16"
U3T01	T port 3-way ball valve Class150	1/2"~8"	U3T03	T port 3-way ball valve Class300	1/2"~8"
U3L01	L port 3-way ball valve Class150	1/2"~8"	U3L03	L port 3-way ball valve Class300	1/2"~8"
U3Y01	Y port 3-way ball valve Class150	2"~12"	U3Y03	Y port 3-way ball valve Class300	2"~12"
UJ01	Steam jacketed floating ball valve Class150	3/4"~8"	UJ03	Steam jacketed floating ball valve Class300	3/4"~8"
UT25	Trunnion ball valve Class2500	2"~8"			

② Unicima

③ Type of valve

- 1) F : Two way floating valve
- 2) T : Two way trunnion valve
- 3) J : Steam jacketed ball valve
- 4) 3 L: L-pattern Three way
- 5) 3T: T-pattern Three way
- 6) 3Y: Y-pattern Three way

Remark: The sign D denotes forged steel ball valve

④ Pressure code

Code	01	03	04	06	08	09	15	25
Pressure	150LB PN1.6 JIS10K	300LB PN4.0 JIS20K	400LB PN6.3	600LB PN10 JIS40K	800LB	900LB PN15	1500LB PN25	2500LB PN42

⑤ Body Materials

Code	C	L	1	2	3	D3	4	D4
Materials	WCB	LCB	A105	LF2	CF3	304L	CF8	304
Code	5	D5	6	D6	X			
Materials	CF3M	316L	CF8M	316	Other materials described in the technical note			

⑥ Trim Composition

Code	0	1	2	3	4	5
Materials composition	WCB/A105 (HCr)	WCB/A105 (ENP)	CF8/304	CF8M/316	CF3/304L	CF3M/316L
Code	6	7	8	X		
Materials composition	LCB /LF2 (HCr)	LCB /LF2 (ENP)	NACE0175	Other materials described in the technical note		

⑦ Seat Materials

Code	Soft seat							
	S1	S2	S3	N	P	V	D	H
Materials	PTFE	Super PTFE	Glass fibre+ MoS2+PTFE	Nylon	PEEK	Viton	Devlon	Special graphite
Code	Metal seat							
	M1	M2	M3			M4		
Materials	Ball/HCr Seat/Ni45	Ball/(STL)Stellited Seat/(STL)Stellited	Ball/(SFNI) Nickel Alloy Overlay Seat/(STL)Stellited			Ball/Tungsten Carbide Seat/Tungsten Carbide		

⑧ Size

1/2"~36"

⑨ Flange Standard

Standard	ANSI 150~2500	JB 16~250Kgf/cm ²	JIS 10K~20K	HGJ16~250Kgf/cm ²
Pressure	A15~250	J16~J250	10K~20K	H16~250

⑩ Finish of Flange Surface

Code	RF	RTJ	FF	SF	LF
Code	ST	LT	SM	LM	SG
Code	LG		BW	SW	

Floating Type Soft Seated Ball Valve

UCM cast steel floating ball valve is a new generation of ball valve with ISO 5211 top flange and low emission control.

The design is 2-pcs split bolted body construction which is a very popular design in Floating Ball Valve.

UCM cast steel floating ball valve is available to provide three types of seats which are soft seat, carbon seat and metal seat, according to the service condition.

Design Features

- ★ Full Bore
- ★ Fire safe design & tested to API 607 4th Edition
- ★ ISO 5211 actuator mounting pad
- ★ Low emission control
- ★ Blow-out proof stem
- ★ Anti-static device
- ★ Smooth & low torque operation
- ★ Suitable for NACE MR-01-75(option)
- ★ Optional locking device

Products Range

Size: 1/2" -8"

Rating: ANSI 150# and 300#

Material: Carbon Steel, Stainless Steel, Special material

Operation: Level, Gear, Pneumatic & Electric Actuator

■ Seat

PTFE seat reinforced with PFA is standard; this seat has a good performance for high & low pressure, high & low temp, deforming, color contamination, operation torque, etc.

■ Fire-Safe

Even non-metal parts like seat, gland packing, gasket burn out, the valve minimizes seat leakage and outside leakage. (Fire safe Tested to API 607 5th Edition)

■ Concise and Explicit Open-Close Position

The flat stem top permits only position for the lever installation.

When the lever is in parallel to piping, the valve is Open, when the lever is vertical to piping, the valve is closed. To prevent the wrong operation, the valve is lockable with a pad lock at two positions, fully open and fully closed.

■ Anti-Static Device

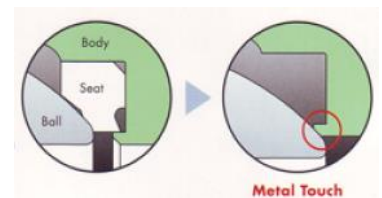
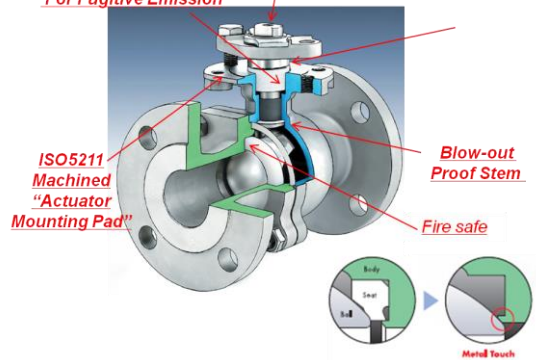
Anti-Static Device according to BS5351 is provided to prevent the electro-static charge in the valve due to the friction between ball and Teflon seat.



Visual determination of Open-Close position by Lever



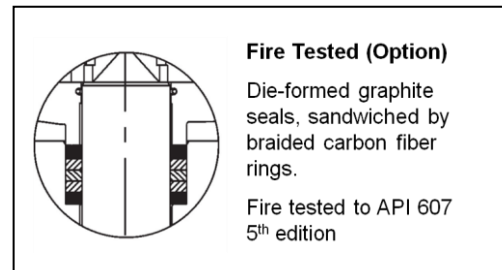
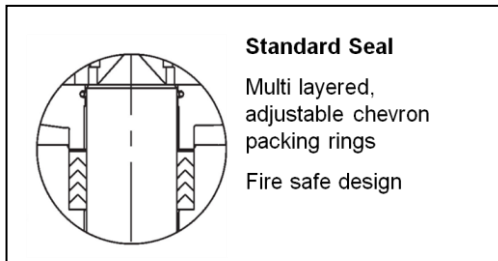
Adjustable V packing rings For Fugitive Emission



■ ISO 5211 Actuator Mounting Pad

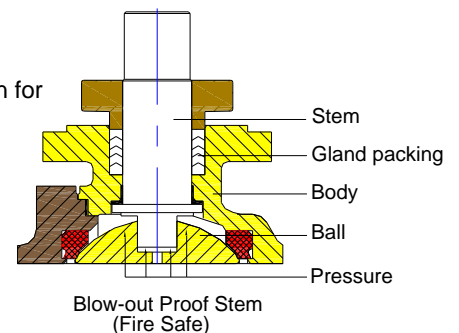
Bolts for mounting actuator are independent from gland Bolts for Stem packing, which guarantees good sealing effects.

■ Gland Packing



■ Blow-out Proof Stem (Fire Safe)

In order to prevent the stem from blowing out due to the valve cavity pressure and easily replace of gland packing under pressure, the stem is constructed with a stem flange as shown in the right figure. This design meets the stipulation for external leakage of the valve to API 607 Fire Safe Test.



■ Self Cavity Pressure Relief

There is a small hole on the ball to relieve the pressure in the valve cavity.

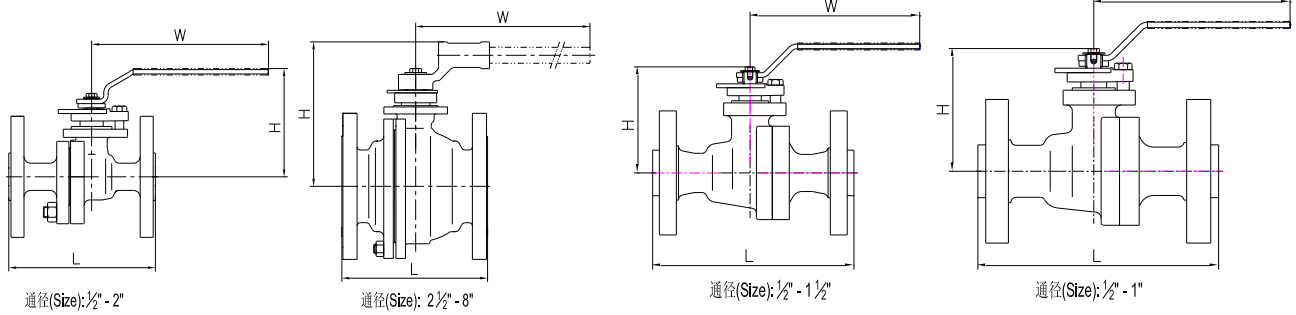
■ Metal Touch Body Construction (Fire Safe)

The joint between body and cap is sealed with gasket and metal touch. This double seal construction prevents the body/cap from the one-side tightening, and also minimizes the leakage through body/cap, when the gasket burns out.

■ Standard Parts Material

Material Name	Carbon Steel			Stainless Steel		
	C1	C2	C3	42	43	63
Body	A216 WCB			A351 CF8		A351 CF8M
Body Cap	A216 WCB			A351 CF8		A351 CF8M
Ball	A105 ENP	A276 304/ A182 F304	A276 316/ A182 F316	A276 304/ A182 F304	A276 316/ A182 F316	A276 316/ A182 F316
Stem	A182F6a	A276 304	A276 316	A276 304	A276 316	A276 316
Seat	Reinforced PTFE			Reinforced PTFE		
Stem Bearing	Reinforced PTFE			Reinforced PTFE		
Gland Packing	PTFE			PTFE		

Dimension Table



UF01/03 ANSI 150/300LB

Size (inch)	Nominal Size(mm)	Ball Bore	L		H		W	
			150LB	300LB	150LB	300LB	150LB	300LB
1/2"	15	13	108	140	80	130.3		
3/4"	20	19	117	152	83	130.3		
1"	25	25	127	165	97.6	160		
1 1/2"	40	38	165	190	113.5	231.5		
2"	50	51	178	216	123	231.5		
2 1/2"	65	64	190	241	177.5	400		
3"	80	76	203	283	187	400		
4" *	100	102	229	305	226.5	685		
6"	150	152	394	403	321	1050		
8"	200	203	457	502	399	1410		

UF06/09 ANSI 600/900LB

Size (inch)	Nominal Size(mm)	Ball Bore	L		H		W	
			600LB	900LB	600LB	900LB	600LB	900LB
1/2"	15	13	165	216	74.5	138	160	160
3/4"	20	19	190	229	79.5	141	160	230
1"	25	25	216	254	101	143	230	230
1 1/2"	40	38	241	292	111	143	230	230
Size (inch)	Nominal Size(mm)	Ball Bore	L	H	W			
			900LB	900LB	900LB			
1/2"	15	13	216	138	160			
3/4"	20	19	229	141	230			
1"	25	25	254	143	230			

Cast Steel Trunnion Mounted Ball Valve

Cast Steel Trunnion Mounted Ball Valve

Cast Steel Body is popular for trunnion ball valve according to API 6D Specification. Cast steel trunnion mounted ball valve has unique spring loaded seats which provide double-tight shut off and low operating torque. They are suitable for above-ground and under-ground services.

Design Features

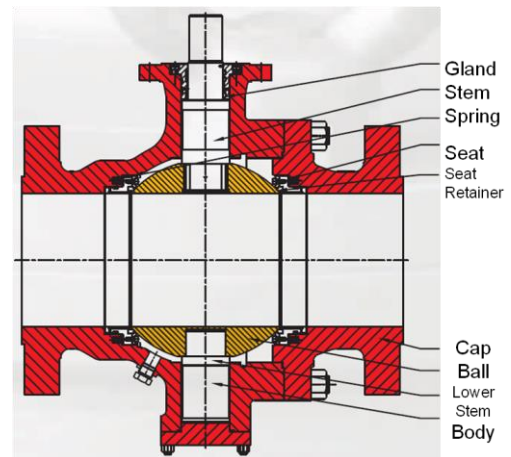
- ★ Full bore and reduced bore
- ★ Fire Safe design & tested to API 607 4th edition
- ★ Double block & bleed
- ★ Cavity pressure self-relief
- ★ Emergency sealant injection system
- ★ Anti-static device (option)
- ★ Smooth & low torque operation
- ★ Suitable for NACE MR-01-75(option)
- ★ Product Range

Size: 2" -24"

Rating: 150#-2500#

Material: Carbon steel and stainless steel(ASTM A216 WCB,A 352 LCB,A351 CF8,A351 CF8M)

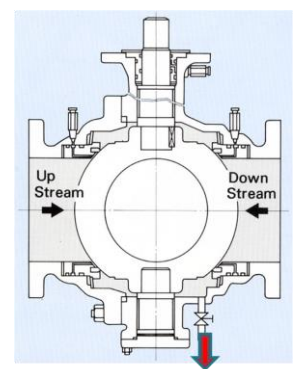
Operation: lever, gear, pneumatic & electric actuator



Double Block and Bleed

This is a construction of sealing that each seat shuts off the flow fluid independently on upstream and downstream seats when the valve is in fully closed or open position, and draining the flow fluid accumulated in the body cavity. This construction is:

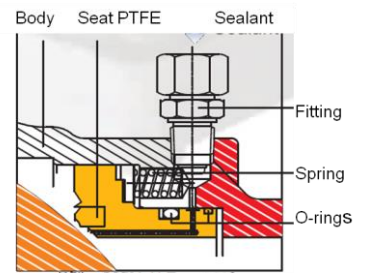
- The fluid contamination can be minimized
- Seat leakage or damage can be checked in advance
- Stem packing and gland sealing material can be replaced under pressure



Bleed

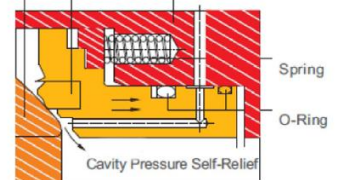
■ Sealant injection fitting

Sealant injection fittings are installed on both stem and seat seals. When the leakage occurs from stem and seat due to damage, the leakage from stem and seat seals will be stopped emergently by injection of sealant those fittings.



■ Pressure Self-Relief

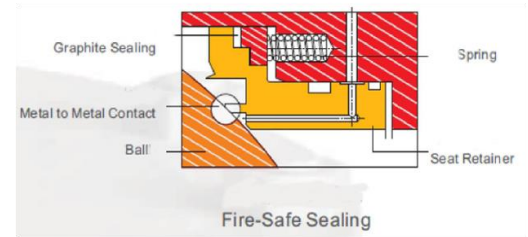
When cavity pressure increases greatly, the force of medium in cavity acting on seat retainer overcomes spring force and force of medium in flow acting on seat, which makes seat retainer move away from ball surface and forms a gap between seat and ball, thus overpressure in the cavity is released into the flow.



■ Fire Safe Design

Even if the O-ring and RPTFE seat are destroyed by abnormal heating in an emergency such as fire, the amount of leakage shall be limited by the metal to metal touch.

Seat retainer moves to ball by spring and medium pressure, then leakage shall be minimized by the metal touch between ball and seat retainer, conform to requirement of API607.

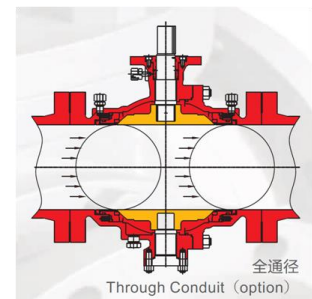


■ Anti-Static Device (option)

Static may be produced because of friction of ball and seat, the static is eliminated through stem and body and conduit pipe.

■ Through Conduit (option)

For lines using cleaning pigs or spheres for creating a boundary between different types of oil in products, it is necessary, besides a full bore, to align the pipe inner diameter with the valve fluid passage.



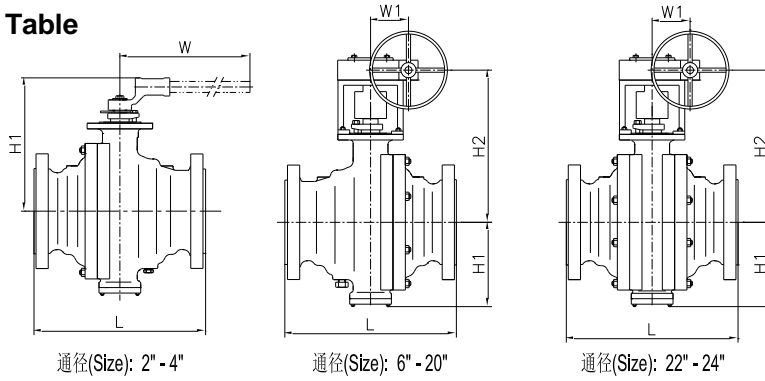
■ Smooth & Low Torque Operation

Operating torque is small and operation is very smooth, because low friction coefficient sliding portions like seat bearing and stem bearing.

■ Standard Parts Material

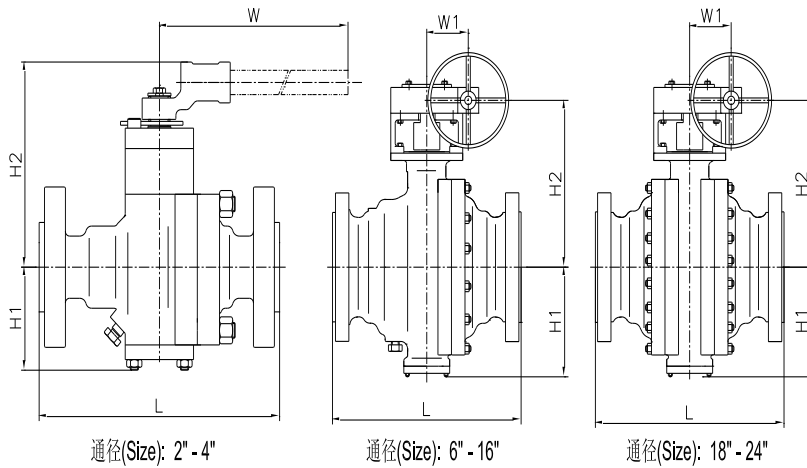
Material Name	Carbon Steel			Stainless Steel		
	C1	C2	C3			
Body	A216 WCB			A351 CF8	A351 CF8M	
Body Cap	A216 WCB			A351 CF8	A351 CF8M	
Ball	A105 ENP	A276 304	A276 316	A276 304	A276 316	A276 316
Seat Retainer	A105 ENP	A276 304	A276 316	A276 304	A276 316	A276 316
Stem	A182 F6a	A276304	A276 316	A276304	A276 316	A276 316
Lower Stem	A182 F6a	A276304	A276 316	A276304	A276 316	A276 316
Seat	Reinforced PTFE			Reinforced PTFE		
Gland Packing	PTFE/O-Ring			PTFE/O-Ring		
Spring	Inconel X750/17-7PH			Inconel X750/17-7PH		
Stem Bearing	Metal Backed PTFE			Metal Backed PTFE		
Lower Stem Bearing	Metal Backed PTFE			Metal Backed PTFE		

Dimension Table



UT01/03 ANSI 150/300LB

Size (inch)	Nominal Size(mm)	Ball Bore	L		H1		H2		W		W1	
			150LB	300LB	150LB	300LB	150LB	300LB	150LB	300LB	150LB	300LB
2"	50	51	178	216	126	—	—	—	230	—	—	—
3"	80	76	203	283	180	218	218	218	430	—	52	52
4"	100	102	229	305	204	251	251	251	650	—	52	52
6"	150	152	394	403	297	356	356	356	1050	—	65.5	65.5
8"	200	203	457	502	371	523	523	523	1410	—	84	84
10"	250	254	533	568	325	405	405	405	—	—	92.9	92.9
12"	300	305	610	648	365	455	455	455	—	—	105	105
14"	350	337	686	762	400	490	490	490	—	—	105	105
16"	400	387	762	838	440	550	550	550	—	—	129	129
18"	450	438	864	914	500	620	620	620	—	—	129	129
20"	500	489	914	991	555	680	680	680	—	—	129	129
22"	550	540	1016	1092	635	806	806	806	—	—	191	191
24"	600	591	1067	1143	700	870	870	870	—	—	191	191



UT06 ANSI 600LB

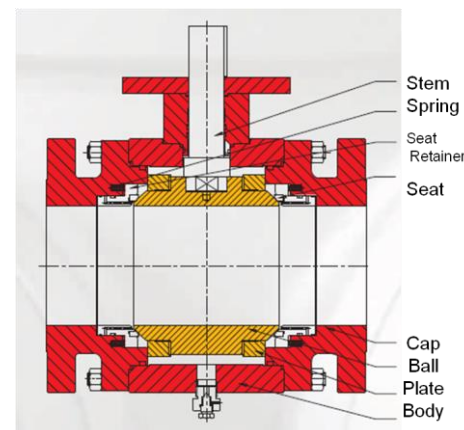
Size (inch)	Nominal Size(mm)	Ball Bore	L		H1		H2		W		W1	
			600LB	600LB	600LB	600LB	600LB	600LB	600LB	600LB	600LB	600LB
2"	50	51	292	115	168	400	—	—	—	—	—	—
3"	80	76	356	133	197	650	—	—	—	—	—	—
4"	100	102	432	159	235	1050	—	—	—	—	—	—
6"	150	152	559	215	327	—	—	—	—	—	116	116
8"	200	203	660	294	374	—	—	—	—	—	171	171
10"	250	254	787	370	445	—	—	—	—	—	171	171
12"	300	305	838	420	515	—	—	—	—	—	257	257
14"	350	324	889	460	550	—	—	—	—	—	257	257
16"	400	375	991	505	615	—	—	—	—	—	257	257
18"	450	426	1092	560	700	—	—	—	—	—	150	150
20"	500	473	1194	630	810	—	—	—	—	—	150	150
24"	600	572	1397	825	1010	—	—	—	—	—	83	83

Forged Steel Trunnion Mounted Ball Valve

Forged steel body is free from the inevitable defects of casting like cavity, pin-hole. And also forged steel trunnion mounted ball valve has an advantage of short delivery comparing with cast steel trunnion mounted ball valve. Therefore, now forged steel trunnion mounted ball valve is getting more and more popular in oil and gas industry

Design Features is the same as Cast Steel Trunnion Mounted Ball Valve

- ★ Full bore and reduced bore
- ★ Fire safe design & tested to API 607 5th edition
- ★ Double block & bleed
- ★ Cavity pressure self-relief
- ★ Emergency sealant injection system
- ★ Anti-static device (option)
- ★ Smooth & low torque operation
- ★ Suitable for NACE MR-01-75(option)



★ Products Range

Size: 2" -24"

Rating: 150#-2500#

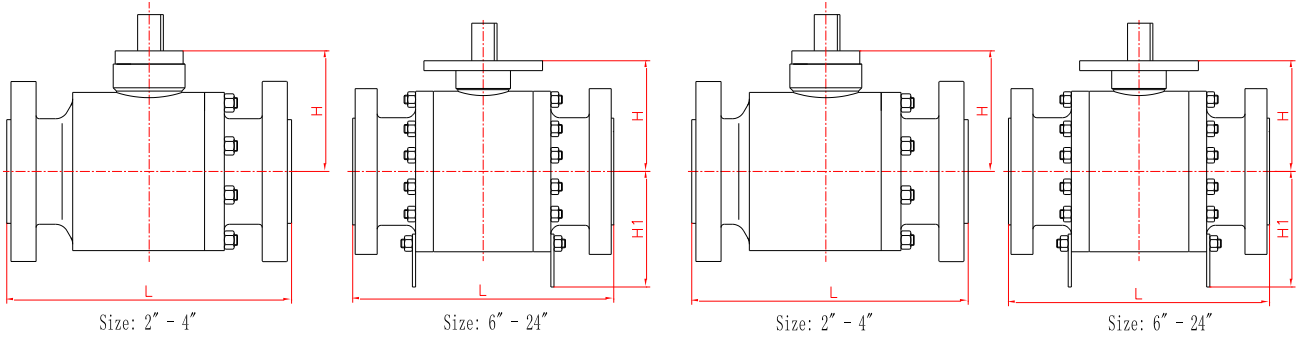
Material: Carbon Steel and Stainless Steels (ASTM A105, A350 LF2, ASTM A182 F304, F316, F51, F53, others)

Operation: Lever, Gear, Pneumatic & Electric Actuator

■ Standard Material

Material Name	Carbon steel			Stainless steel		
	11	12	13	D42	D43	D63
Body	A105			A182 F304	A182 F316	
Body Cap	A105			A182 F304	A182 F316	
Ball	A105 ENP	A182 F304	A276 316	A182 F304	A182 F316	A182 F316
Seat Retainer	A105 ENP	A276 304	A276 316	A276 304	A276 316	A276 316
Stem	A182 F6a	A276 304	A276 316	A276 304	A276 316	A276 316
Bearing Retainer	A105	A105	A105	A105 ENP	A105 ENP	A105 ENP
Seat	Reinforced PTFE			Reinforced PTFE		
Gland Packing	PTFE/O-Ring			PTFE/O-Ring		
Spring	Inconel X750/17-7PH			Inconel X750/17-7PH		
Stem Bearing	Metal Backed PTFE			Metal Backed PTFE		

Dimension Table



UTD01/03 ANSI 150/300/600LB

Size (inch)	Nominal Size (mm)	Ball Bore	L			H			H1		
			150LB	300LB	600LB	150LB	300LB	600LB	150LB	300LB	600LB
2"	50	49	178	216	292	106	100	102	—	—	—
3"	80	74	203	283	356	157	150	165	—	—	—
4"	100	100	229	305	432	198	200	210	—	—	—
6"	150	150	394	403	559	247	245	250	187	200	200
8"	200	201	457	502	660	280	275	288	224	230	255
10"	250	252	533	568	787	320	330	330	278	295	308
12"	300	303	610	648	838	337	355	378	306	330	348
14"	350	334	686	762	889	374	390	394	334	345	360
16"	400	385	762	838	991	408	430	430	358	390	410
18"	450	436	864	914	1092	439	455	467	390	410	430
20"	500	487	914	991	1194	492	500	500	434	465	492
22"	550	538	991	1092	1296	528	525	950	477	480	505
24"	600	589	1067	1143	1397	588	590	594	523	545	570

UTD09/15 ANSI 900/1500LB

Size (inch)	Nominal Size (mm)	Ball Bore		L		H		H1	
		900LB	1500LB	900LB	1500LB	900LB	1500LB	900LB	1500LB
2"	50	49	49	368	368	104	106	—	—
3"	80	74	74	381	470	163	167	—	—
4"	100	100	100	457	546	211	179	—	—
6"	150	150	144	610	705	259	260	213	233
8"	200	201	192	737	832	297	304	264	290
10"	250	252	239	838	991	342	363	333	352
12"	300	303	287	965	1130	384	417	379	425
14"	350	322	315	1029	1257	398	437	368	426
16"	400	373	360	1130	1384	436	475	437	493
18"	450	423	405	1219	1477	484	563	497	608
20"	500	471	455	1321	1664	532	617	503	645
24"	600	570	530	1549	1782	617	698	633	724

Steam Jacketed Soft Seated Ball Valve

The steam jacketed ball valve is applicable to treat such fluids which need thermal or cool preservation

Design Features

- ★With all characteristic of general soft seated floating ball valve
- ★Sufficient space containing thermal or cooling media can maintain

Products Range

Size: 3/4" -8"

Rating: 150#-300#

Material: Carbon Steel and Stainless Steel(ASTM A216 WCB,A352 LCB, A351 CF8,A351 CF8M.,etc)

Operation: lever, gear, pneumatic & electric actuator



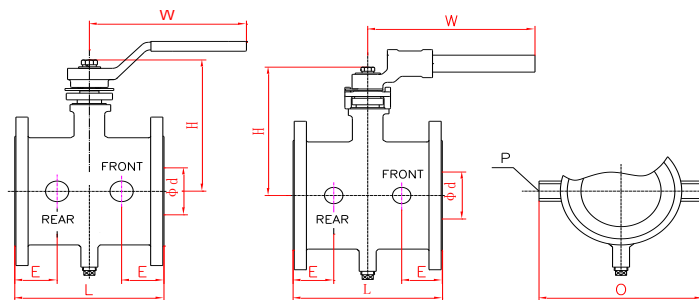
Flange Dimensions:

Attention please when make an order, the specification of steam jacketed ball valve is bigger than general ball Valve.

See the below table for detailed specification:

Valve Nominal size		20	25	40	50	80	100	150	200
Flange Nominal size	Full bore	40	50	65	80	150	200	250	350
	Reduced bore	—	—	—	—	—	150	200	250

Dimensional Table



UJ01/03 150/300LB

Nominal size	Ball Bore	L 150/300LB	Steam jacketed			H	W
			E	O	P		
20	19	117	58.5	147	Rp3/4	103	160
25	25	127	63.5	156	Rp3/4	108	160
40	38	165	62.5	181	Rp3/4	126	230
50	51	178	68	218	Rp3/4	135	230
80	76	229	82	275	Rp3/4	193	400
100	102	254	83	300	Rp3/4	265	650
150	152	292	95	403	Rp1	355	1053
200	203	330	100	492	Rp1	410	1414

3-Way Ball Valve

3-way ball valve are used for dividing, confluence or mixing fluid. UCM can supply T port, L port, Y port three way ball valve with revolving angle 90°, 120°, 135°.

Design Features

- Full bore and reduced bore
- Floating/trunnion soft seated ball valve
- With all characteristics of floating/trunnion soft seated ball valve
- Used for dividing, confluence or mixing fluid
- Y port 3-way ball valve has the function of pipeline clean (option)
- Dependable and easy operation

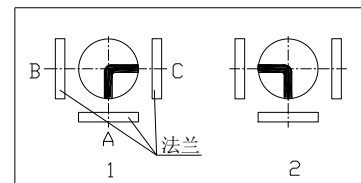
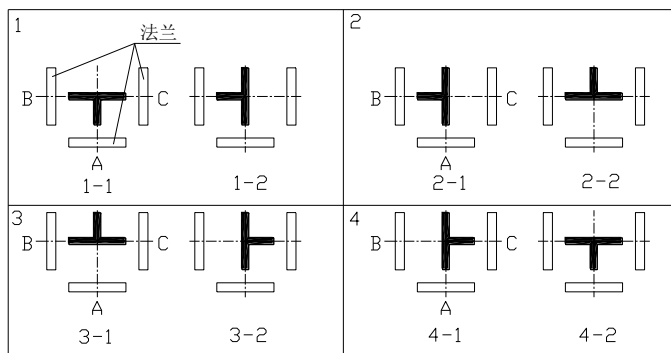


Products Range

Size: 3/4" -8"
 Rating: 150#-300#
 Material: Carbon Steel and Stainless Steel
 (ASTM A216 WCB, A352 LCB, A351 CF8, A351 CF8M., etc)
 Operation: lever, gear, pneumatic & electric actuator

T Port Position

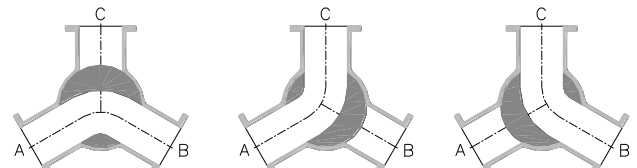
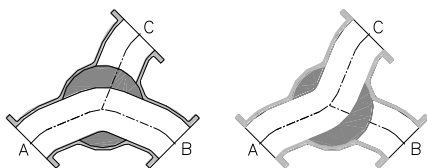
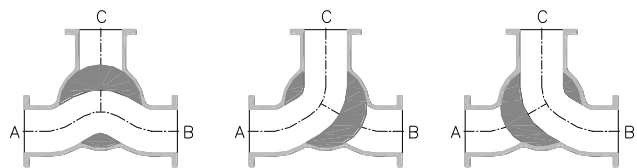
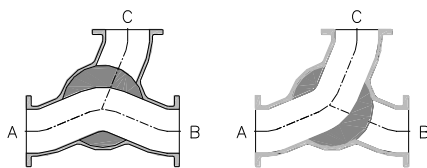
L Port Position

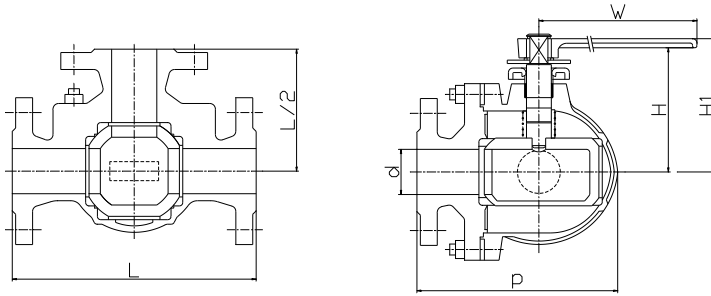


Remark: When spring return pneumatic actuator is equipped the failure positions can only be: T port :1-2,2-2,3-2,4-2; L port : 2

135° Port Position

120° Port Position





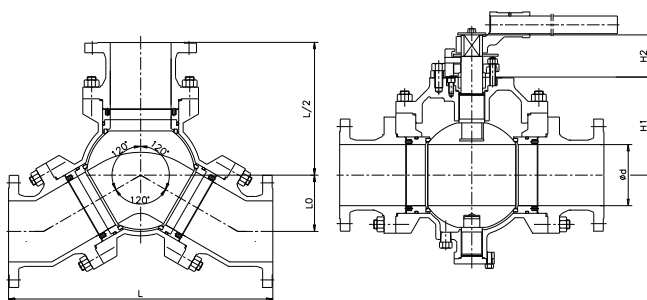
Dimension Table 150LB

Nominal Size		d	H	H1	L	P	W
15	1/2"	13	70	90	140	95	160
20	3/4"	19	86	106	150	105	230
25	1"	25	88	109	160	114	230
40	1 1/2"	38	132	132	210	156	400
50	2"	51	137	137	220	172.5	400
65	2 1/2"	64	162	206	250	199	700
80	3"	76	170	214	260	217	700
100	4"	102	229	286	330	271	1050
125	5"	127	247	304	430	347	1050
150	6"	152	314	—	510	401	—
200	8"	200	414	—	580	486	—

Dimension Table 300 LB

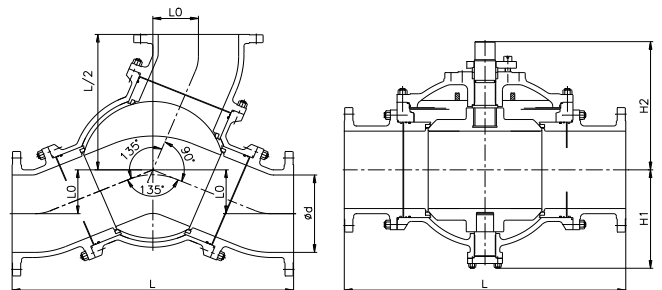
Nominal Size		d	H	W	L
15	1/2"	15	96	160	260
20	3/4"	19	96	160	260
25	1"	25	96	500	260
40	1-1/2"	40	165	500	340
50	2"	50	180	800	400
65	2-1/2"	65	241	800	500
80	3"	80	241	850	500
100	4"	100	295	600	600

120° Y Type 3-Way Ball Valve Dimensions



Nominal Size		d	L	L0	H1	H2
100	4"	102	560	110	220	100
150*	6"	152	660	140	244	150*
200*	8"	203	750	160	310	200*
250*	10"	254	900	180	370	250*
300*	12"	305	1050	210	428	300*

135° Y Type 3-Way Ball Valve Dimensions



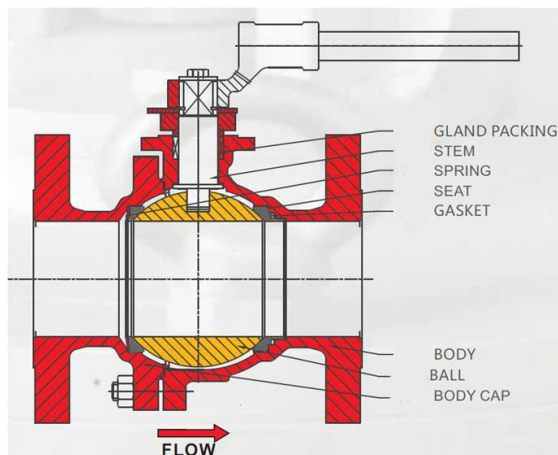
Nominal Size		d	L	L0	H1	H2
100	4"	102	470	70	186	276
150*	6"	152	600	100	234	328
200*	8"	203	750	120	285	386
250*	10"	254	900	140	332	443
300*	12"	305	1050	170	383	497

Floating Type Metal Seated Ball Valve

Floating type metal seated ball valve is available for particulates containing, powder and high viscosity fluids services in uni-directional flow

Design Features

- Full bore and reduced bore
- Ball and seat hardened by plating or overlay with anti-friction & anti-corrosion alloy
- ISO 5211 actuator mounting pad
- Blow-out Proof Stem
- ANSI B16.104 Class V
- Dependable and easy operation
- Suitable for NACE MR-01-75 (option)
- Optional locking device



Products Range

Size: 1/2" -8"

Rating: 150#-300#

Material: Carbon Steel and Stainless Steel

(ASTM A216 WCB, A352 LCB, A351 CF8, A351 CF8M)

Operation: lever, gear, pneumatic & electric actuator

- A integrated ball and seat construction eliminates static leakage points. Standards product conforms to ANSI B16.104 Class V sealing requirements. In particular, UCM can provide metal seated ball valve which conforms to ANSI B16.104 Class VI.
- Ball and seat hardened by plating or overlay with anti-friction & anti-corrosion alloy, available for powder service

Ball Hardness Table

Hardening	Hardness	Operating Temperature
Hard Chrome plated	HRC60	≤350°C (662°F)
Nickel alloy overlay	HRC55	≤500°C (932°F)
Tungsten carbon alloy overlay	HRC72	≤500°C (932°F)

Seat Hardness Table

Hardening	Hardness	Operating Temperature
No.12 Stellite No.12	HRC45	≤350°C (662°F)
No.1016 Stellite No.1016	HRC58	≤500°C (932°F)

Standard Parts Material

Material Name	Carbon steel				Stainless steel			
	C-M1	C-M2	C-M3	C-M4	4-M1	4-M2	4-M3	4-M4
Temp. Range	-29°C~250°C	-29°C~350°C	-29°C~500°C		-29°C~250°C	-29°C~350°C	-29°C~500°C	
Body	A216 WCB				A351 CF8			
Ball	A182 F304 HCr	A182 F304 Stellite	A182 F304 SFNlc	A182 F304 CW Alloy	A182 F304 HCr	A182 F304 Stellite	A182 F304 SFNlc	A182 F304 CW Alloy
Stem	17-4PH		Hastelloy-C		17-4PH		Hastelloy-C	
Seat	A182 F304 Stellite			A182 F304 CW Alloy	A182 F304 Stellite			A182 F304 CW Alloy
Spring	17-7PH		Inconel X750		17-7PH		Inconel X750	
Gasket	R.PTFE	Soft Carbon			R.PTFE	Soft Carbon		
Gland Packing	R.PTFE	Soft Carbon			R.PTFE	Soft Carbon		

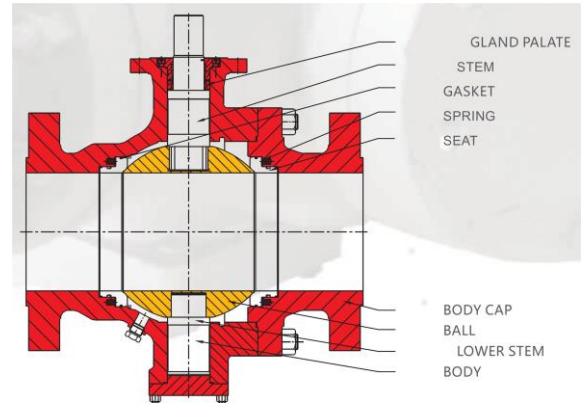
- Dimension is the same as Floating Type Soft Seated Ball Valve.

Trunnion Type Metal Seated Ball Valve

Trunnion type metal seated ball valve is available for particulates containing, powder and high viscosity fluids services bi-directional flow

Design Features

- Full bore and reduced bore
- Ball and seat hardened by plating or overlay with anti-friction & anti-corrosion alloy
- ISO 5211 actuator mounting pad
- Blow-out Proof Stem
- ANSI B16.1 04 Class V
- Dependable and easy operation
- Suitable for NACE MR-01-75 (option)
- With all characteristics of trunnion mounted ball valve



Products Range

Size: 2" -20"

Rating: 150#-1500#

Material: Carbon Steel and Stainless Steel (ASTM A216 WCB, A352 LCB, A351 CF8, A351 CF8M, A105, A350 LF2, A182 F304, A182 F316, etc)

Operation: lever, gear, pneumatic & electric actuator.

- UCM can provide metal seated ball valve which conforms to ANSI B16.104 Class V.
- With all characteristics of general trunnion mounted ball valve, metal seat meets the requirements of API 607
- Ball and seat hardened by plating or overlaying with anti-friction & anti-corrosion alloy, available for powder service, same with floating type metal seated ball valve.

The dimension of trunnion type metal seated ball valve is same with the dimension of trunnion type soft seated ball valve

Standard Material

Material Name	Carbon steel				Stainless steel			
	C-M1	C-M2	C-M3	C-M4	4-M1	4-M2	4-M3	4-M4
Temp. Range	-29°C~250°C	-29°C~350°C	-29°C~500°C		-29°C~250°C	-29°C~350°C	-29°C~500°C	
Body	A216 WCB				A351 CF8			
Ball	A182 F304 HCr	A182 F304 Stellited	A182 F304 SFNlc	A182 F304 CW Alloy	A182 F304 HCr	A182 F304 Stellited	A182 F304 SFNlc	A182 F304 CW Alloy
Stem	17-4 PH	17-4PH Stellited	Hastelloy-C Stellited		17-4 PH	17-4PH Stellited	Hastelloy-C Stellited	
Lower Stem	A276 304	A276 304 Stellited	Hastelloy-C Stellited		A276 304	A276 304 Stellited	Hastelloy-C Stellited	
Seat	A182 F304 Stellited			A182 F304 CW Alloy	A182 F304 Stellited			A182 F304 CW Alloy
Spring	17-7PH		Inconel X750		17-7PH		Inconel X750	
Gasket	R.PTFE O-Ring	Soft Carbon			R.PTFE O-Ring	Soft Carbon		
Gland Packing	R.PTFE O-Ring	Soft Carbon			R.PTFE O-Ring	Soft Carbon		

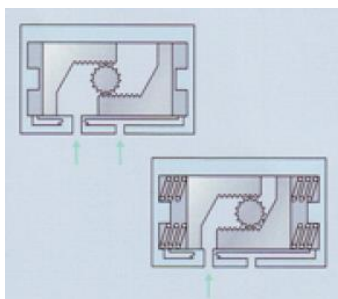
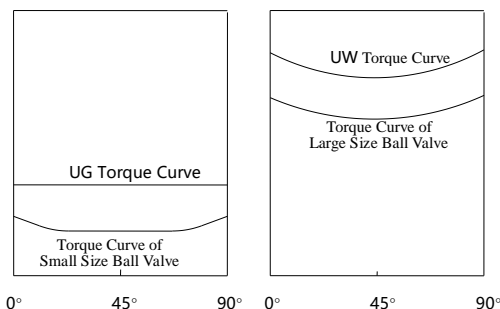
Pneumatic Ball Valve

The floating ball valve, trunnion mounted ball valve, three way ball valve, floating type metal seated ball valve, trunnion mounted type metal seated ball valve manufacture by UNICIMA Valve Manufacturing(Chengdu) Co.,Ltd, all of them can become pneumatic ball valve after mounting actuator. They are applicable for oil, chemical, petrochemical, gas, metallurgical etc. Pneumatic ball valve consists of pneumatic actuator, ball valve, air control components and electric accessories. This control system can be connected with computer process control system to realize both separate control and centralized control. Equipped with relevant electrical components is applicable for flammable and combustible services.

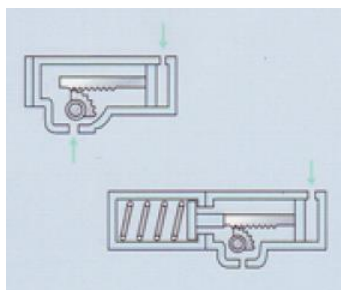
How to Choose the Pneumatic Actuator

Please see the figure as the comparison of pneumatic actuator output torque and valve required torque.

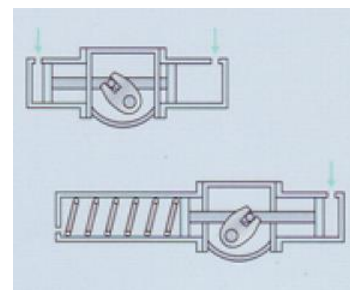
For small size, adopt UG/UK pneumatic actuator, for big size, adopt UW pneumatic actuator.



UK/UK-S



UG/UG-S



UW/UW-S

UG double action actuator torque table

UW double action actuator torque table

Unit: N·M

Model	Mpa Pressure Mpa				
	0.3	0.4	0.5	0.6	0.7
UG06	21	28	35.5	42	50
UG09	63	84	105	126	147
UG13	202	270	337	405	472

Model	Mpa Pressure Mpa				
	0.3	0.4	0.5	0.6	0.7
UW13	350-600	470-800	590-1000	710-1200	830-1400
UW17	760-1280	1010-1710	1270-2140	1520-2570	1780-3000
UW20	1700-2860	2270-3820	2830-4770	3400-5730	3970-6680
UW28	4080-7180	5440-9162	6800-11450	8160-13740	9520-16030

UG、UW single action actuator torque table

Unit: N·M

Model	Spring Torque		Torque of Air to (Pressure MPa)					
			0.4		0.5		0.6	
	Begin	End	Begin	End	Begin	End	Begin	End
UG06S	18	12	18	12	23	15	27	18
UG09S	53	35	53	35	63	44	80	53
UG13S	178	108	178	108	223	135	267	162
UW13S	462	280	462	280	578	350	693	420
UW17S	1024	650	1024	650	1280	813	1536	975
UW20S	2328	1450	2328	1450	2910	1813	3492	2175
UW28S	5362	3500	5362	3500	6703	4375	8043	5250

UNICIMA Corporation, Tokyo, Japan

Address: Kitamura Bldg, 4F, 2-6-16 Yaesu, Chuo-ku. Tokyo 104-0028 Japan.

Tel.: +81 3 3516 1020

Fax: +81 3 3272 1281

E-mail: info@unicima.com